

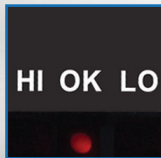
DH Series

Weighing indicator

With fast speed and high precision A/D conversion technology, the DH is suitable for either a bench platform scale, floor scale or any static check-weighing system that is equipped with 1~4 load cells. With a built-in rechargeable battery, the DH can operate in environments where little or no power outlets are available.



Large, 51mm LED display



Check-weighing function



Suitable for bench and floor scales



Large, 51mm LED display

With high visibility and large character, LED/LCD display offers excellent legibility.



Check-weighing function

The DH includes a check-weighing function with the ability for the user to set the desired values for the Upper & Lower limits. With 3 lamps to indicate if the item is HI (over upper weight limit), OK (acceptable weight) or LO (under lower weight limit). Additionally, the alarm will sound if either the HI or LO limits are reached.

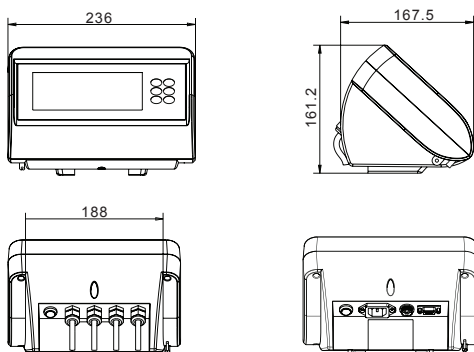


FEATURES

- Large 51mm Display
- Check-weighing function with alarm for Hi & Lo
- 1/3,000 External resolution
- 10 times/sec A/D conversion speed
- Built-in rechargeable battery
- Communication interface: RS-232C & Current loop

DIMENSIONS

DH



Built-in Recharge battery

With its built-in rechargeable battery, the DH is able to operate in any environment, including environments where power outages often occur or where little or no power outlets are available.

TECHNICAL DATA

Model	DH Series
Loadcell Excitation voltage	DC 5V
Loadcell connection(350 Ω)	Max. 4ea
Input signal range	-19mV ~ 19mV
External resolution	1/3,000
A/D Conversion speed	10 times/sec
Display	51mm LED display
Key	6 function keys
Power	DC5V rechargeable battery AC220V / 50, 60Hz
Operating temperature	0°C ~ 40 °C
Dimension(mm)	236(W) x 167.5(D) x 161.2 (H)
Product weight(kg)	Approx. 2
Interface(1 port)	RS-232C Current loop

DH Series | Weighing Applications

Platform Bench Weighing Scales

Standard Sizes and capacities:**

- 30x40 cm - up to 60 KG / 05gm
- 30x40 cm - up to 150 KG / 10gm
- 40x50 cm - up to 150 KG / 10gm
- 40x50 cm - up to 300 KG / 20gm
- 45x60 cm - up to 300 KG / 20gm
- 60x60 cm - up to 600 KG / 50gm
- 60x80 cm - up to 1000 KG / 100gm

** Customized Size and capacity also available

Load cell: OIML Single Point Type
Adjustable Rubber Corner Legs
Leveling Bubble
Chrome Plated Standard Pole
Structure Safe Maximum load 100%
Stainless Steel Tray
Powder Coated Steel Structure




Floor Weighing Scales

Standard Sizes and capacities:**

- 1.0x1.0 m - up to 3 ton / 200gm
- 1.2x1.2 m - up to 5 ton / 500gm
- 1.5x1.5 m - up to 3 ton / 500gm
- 2.0x2.0 m - up to 5 ton / 500gm
- 2.0x2.0 m - up to 10 ton / 1kg

** Customized Size and capacity also available

Load cell: 4 OIML Shear Beam Type
Adjustable Rubber Corner Legs
Structure Safe Maximum load 100%
Checkered Upper Platform 5mm
Powder Coated Steel Structure
Metal Shielded Cable 5 meter
Steel indicator Stand
Built in Junction Box




OPTIONS / ACCESSORIES




Printers



Softwares



Ramp for Floor Scales



Bench Scale wheels



Back Grills Weighing Scales